


3-INCH PROGRESSIVE CAVITY ELECTRONIC DRIVE PUMP



\$9,898.00 – \$11,998.00 USD

Crating TBD/CMV

(Prices Subject to Change Without Notice)

Our Pumps Are Made In The USA!

3-inch pumps come standard with the Electronic Drive, and are available in Stainless Steel or Cast Steel.

Pictured is the cast steel model.

SKU: N/A | Categories: [Product](#) |

VARIATIONS



Image	SKU	Stock Status	Stock Quantity	Description	3-Inch Pump	Price
					Stainless Steel + Electronic Drive	\$11,998.00 USD

Image	SKU	Stock Status	Stock Quantity	Description	3-Inch Pump	Price
					Standard +Electric Drive	\$9,898.00 USD

PRODUCT DESCRIPTION

FEATURES:

Metered Uniform Flow

Continuous pushing action in one direction provides uniform discharge without pulsation. Displacement for each revolution of the rotor is affected slightly by changes in discharge pressure.

Low Internal Velocities

All fluids, including highly volatile as well as viscous materials, are handled with minimum turbulence, agitation or pulsation.

Handles Solids in Suspension

The unit will pump solids or abrasives suspended in liquids. Even mixtures containing high percentages of solids are handled satisfactorily.

Positive Displacements

The single rotating part exerts a positive pumping action comparable to that of a piston moving through a cylinder of infinite length. Head developed is independent of speed; capacity is approximately proportional to speed. Slippage is a function of viscosity and pressure and is thus predictable for all operating conditions.

Passes Particles

Particles up to 1 1/8 inches in diameter can be handled by the larger Pumps without difficulty. Should a sharp particle become imbedded in the stator, it is passed over and the following fluid tends to flush it free.

Reversible

The unit will pump in either direction with equal efficiency merely by changing direction of rotation. (This applies to all frames except a few of the larger models.)

Cook & Beals, Inc. builds the base for the Pump and equips it with a Variable Speed Pulley on motor, pump pulley, belt, adjustable motor base, and a forward/reverse switch.

This arrangement allows the operator to change the speed of the pump to meet the needs of the large or small extracting capacities.



EXCELLENT CRAFTSMANSHIP SUPERIOR DURABILITY

The inlet at the top of the pump can be rotated either right or left for installing.

- Over two times the capacity of our 2" pump.
- Handles the heavier, drier, and cooler honey.
- Three horsepower motor.
- All the qualities of a 2" pump, just bigger
- 220 Volt, 22 AMPs
- 16" W x 48" L x 30" H